





























22 200m Breaststroke Women Final

Official

☰ Qualified 1☰ Heats 🏊 Summary

Total Open 17-18 years 13 and older

Rank	Competitor	Age	Club	RT	PTS	Result
1	 Wieruszow...	17	 North Shore...	0.65		2:31.92 Entry: 2:35.38 -3.46
	50m: 33.92		100m: 1:13.54 (39.62)			
	150m: 1:53.99 (40.45)		200m: 2:31.92 (37.93)			
2	 Pratt-Smith...	21	 Coast Swi...	0.72		2:33.12 Entry: 2:34.95 -1.83
	50m: 33.55		100m: 1:11.92 (38.37)			
	150m: 1:51.66 (39.74)		200m: 2:33.12 (41.46)			
3	 Cowen Meli...	20	 North Shore...	0.72		2:34.54 Entry: 2:36.27 -1.73
	50m: 34.82		100m: 1:14.01 (39.19)			
	150m: 1:53.91 (39.90)		200m: 2:34.54 (40.63)			
4	 Lyles Jasmi...	18	 Phoenix Aq...	0.69		2:38.38 Entry: 2:40.02 -1.64
	50m: 35.01		100m: 1:15.01 (40.00)			
	150m: 1:56.16 (41.15)		200m: 2:38.38 (42.22)			
5	 McIntosh Al...	16	 United Swi...	0.68		2:39.44 Entry: 2:39.09 +0.35
	50m: 35.15		100m: 1:15.60 (40.45)			
	150m: 1:57.15 (41.55)		200m: 2:39.44 (42.29)			
6	 Riley Ariella	16	 Hamilton Aq...	0.78		2:41.71 Entry: 2:43.27 -1.56
	50m: 37.06		100m: 1:18.16 (41.10)			
	150m: 2:00.10 (41.94)		200m: 2:41.71 (41.61)			
7	 Adams Maia	20	 Pirates Swi...	0.72		2:42.34 Entry: 2:42.71 -0.37
	50m: 36.31		100m: 1:18.06 (41.75)			
	150m: 2:00.14 (42.08)		200m: 2:42.34 (42.20)			
8	 Jeromson ...	17	 North Shore...	0.74		2:43.07 Entry: 2:44.25 -1.18
	50m: 36.11		100m: 1:17.22 (41.11)			
	150m: 1:59.88 (42.66)		200m: 2:43.07 (43.19)			
9	 Bates Olivia	17	 North Shore...	0.77		2:46.02 Entry: 2:46.17 -0.15
	50m: 38.46		100m: 1:21.22 (42.76)			
	150m: 2:03.85 (42.63)		200m: 2:46.02 (42.17)			
10	 Ketel Mya	18	 Nelson Sou...	0.79		2:46.47 Entry: 2:47.63 -1.16
	50m: 38.41		100m: 1:21.36 (42.95)			

150m: 2:03.94 (42.58)		200m: 2:46.47 (42.53)			
11	 Franklin Pa...	17	 Central Ha... 0.69	2:46.97	Entry: 2:50.29 -3.32
	50m: 37.55 150m: 2:04.76 (44.26)		100m: 1:20.50 (42.95) 200m: 2:46.97 (42.21)		
12	 Carter Scout	17	 Ice Breaker... 0.73	2:48.37	Entry: 2:51.37 -3.00
	50m: 38.63 150m: 2:04.62 (43.32)		100m: 1:21.30 (42.67) 200m: 2:48.37 (43.75)		
13	 Neems Ava	18	 Howick Pak... 0.73	2:50.90	Entry: 2:49.89 +1.01
	50m: 37.09 150m: 2:05.05 (44.63)		100m: 1:20.42 (43.33) 200m: 2:50.90 (45.85)		
14	 Hurley Kate	17	 Pirates Swi... 0.76	2:51.08	Entry: 2:57.24 -6.16
	50m: 38.88 150m: 2:06.56 (43.58)		100m: 1:22.98 (44.10) 200m: 2:51.08 (44.52)		
15	 Cochran Je...	17	 Pukekohe ... 0.70	2:52.24	Entry: 2:55.06 -2.82
	50m: 37.93 150m: 2:06.32 (45.04)		100m: 1:21.28 (43.35) 200m: 2:52.24 (45.92)		